

Circuit Safe JIC Enclosures



Manufactured from structural foam thermoplastic, Carlon® Circuit Safe® JIC enclosures provide high impact strength to eliminate dents and deformations along with high dielectric strength, excellent weathering capabilities, and excellent resistance to a wide range of corrosive agents, acids, alkalines, and salts. These UL approved and CSA recognized enclosures also withstand wet and dirty environments, while their thick wall construction make them a particularly good choice wherever condensation is a concern. Rated for use in Type 1, 3, 3S, 3X, 3SX, 4, 4X, 12, and 13 environments, Carlon Circuit Safe JIC enclosures are suited for virtually all indoor/outdoor industrial, MRO, and OEM applications. They are available in 10 sizes from 6 x 6 x 5 through 30 x 24 x 12 with a choice of screw or hinged design, opaque covers, or clear polycarbonate covers which protect devices from hostile environments while allowing monitoring of instrumentation and/or electrical functions.

Features

- Hinge caps make covers captive.
- Nonmetallic molded-in hinges on hinged models.
- No rough corners, sharp edges, or burrs.
- Nonconductive — eliminates danger of electrical shock.
- Lid design provides greater usable internal volume.
- Ample interior space for ease of wiring.
- Fully gasketed.
- Ultraviolet stabilized for outdoor use.

Applications

- Instrument case.
- Junction and terminal boxes.
- Control and switching enclosures.
- Splice and pull boxes.
- Starter, pushbutton, and transformer housings.
- Meter and transformer cabinets.

Standards

- Meets NEMA Types 1, 3, 3S, 3X, 3SX, 4, 4X, 12, 13 as indicated.
- UL Listed per UL 50, enclosures for electrical equipment.
- CSA certified.
- JIC compliance.



Hinged Cover

Meets NEMA 1, 3, 3S, 3X, 3SX, 4, 4X, 12, 13



Features

- Nonmetallic mounting feet and all mounting hardware included.
- White painted 14 gauge steel or 1/4" PVC back panel (order separately).
- 304 (18-8) stainless steel screws (10-32 / 11/8").
- Lid design provides greater usable internal volume.
- Completely nonmetallic hinges.
- Brass screw inserts.
- Temperature Range: -30° to 230°F
- Material: polycarbonate molded base and cover.

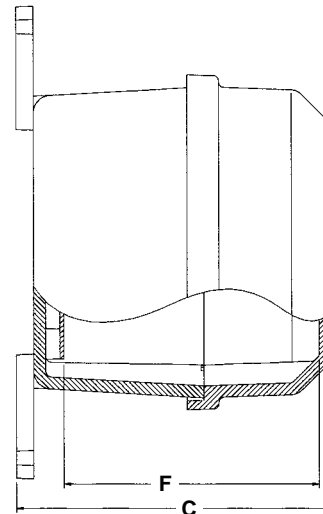
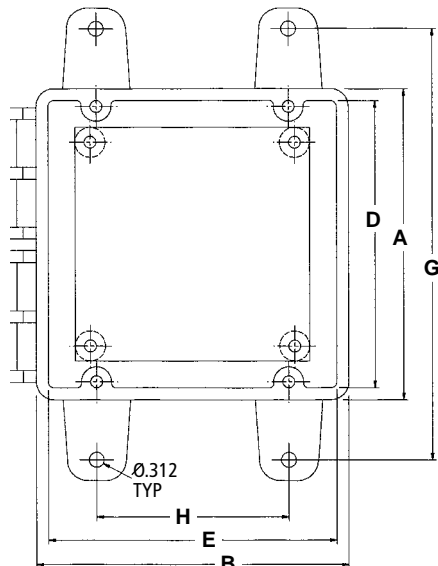
Factory Assembled

Opaque Cover Part Nos.	Clear Cover Part Nos.	External			Dimensions Internal			Mounting		Std. Ctn. Qty. (lbs.) Opaque/Clear	Back Panel* Part Nos. Steel/PVC	Panel Size	Std. Ctn. Qty. (lbs.) Steel/PVC
		A	B	C	D	E	F	G	H				
CJ665	CC665	6.50	6.50	6.69	6.00	6.00	5.45	9.00	4.00	1 (Opa 3.5) / 1 (Clr 3.1)	JP66/JP66P	4.88 x 4.88	1 (1.0) / 1 (0.3)
CJ863	CC863	8.50	6.50	4.49	8.00	6.00	3.25	11.00	4.00	1 (Opa 2.8) / 1 (Clr 3.1)	JP86/JP86P	6.75 x 4.88	1 (1.0) / 1 (0.78)
CJ1085	CC1085	10.50	8.50	6.69	10.00	8.00	5.45	13.00	6.00	1 (Opa 5.2) / 1 (Clr 5.2)	JP108/JP108P	8.75 x 6.88	1 (1.5) / 1 (0.7)
CJ12106	CC12106	12.50	10.50	7.69	12.00	10.00	6.45	15.00	8.00	1 (Opa 7.1) / 1 (Clr 8.4)	JP1210/JP1210P	10.75 x 8.88	1 (2.0) / 1 (1.2)
CJ14126	CC14126	14.50	12.50	7.72	14.00	12.00	6.48	17.00	10.00	1 (Opa 9.0) / 1 (Clr 8.6)	JP1412/JP1412P	12.75 x 10.88	1 (3.2) / 1 (1.7)
CJ16147	CC16147	16.50	14.50	8.46	16.00	14.00	7.22	19.00	12.00	1 (Opa 10.6) / 1 (Clr 11.9)	JP1614/JP1614P	14.75 x 12.88	1 (4.7) / 1 (2.3)

*Order back panels separately.

Enclosures shipped with mounting feet, hinge caps and screws.

For factory installed pad lockable latch, consult Customer Service for price and delivery.



Screw-On Cover

Meets NEMA 1, 3, 3S, 3X, 3SX, 4, 4X, 12, 13



Features

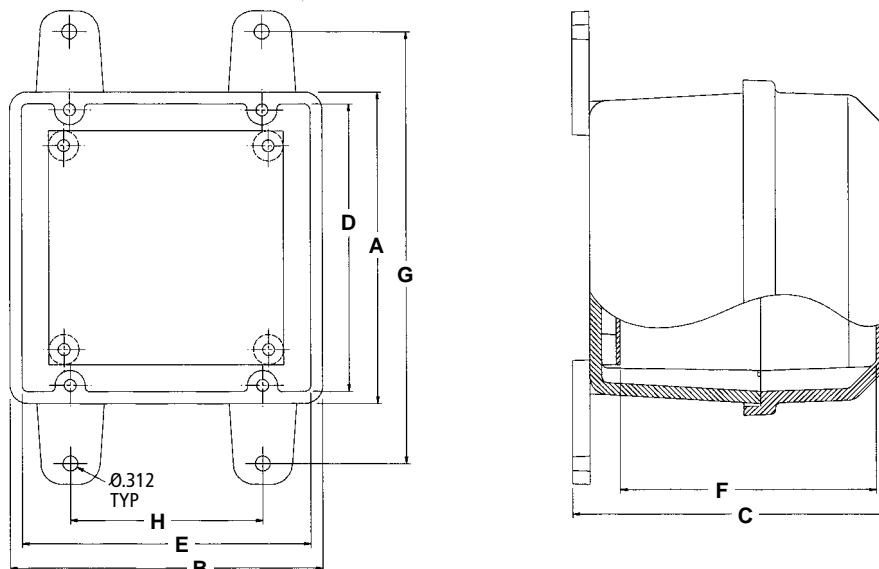
- Nonmetallic mounting feet and all mounting hardware included.
- 304 (18-8) stainless steel screws (10-32 / 1 1/8").
- Brass screw inserts.
- Clear polycarbonate cover available.
- White painted 14 gauge steel or 1/4" PVC back panel (order separately).
- Lid design provides greater usable internal volume.
- Temperature Range: -30° to 230°F
- Material: polycarbonate molded base and cover.

Factory Assembled

Opaque Cover Part Nos.	Clear Cover Part Nos.	Dimensions						Mounting		Std. Ctn. Qty. (lbs.) Opaque/Clear	Back Panel* Part Nos. Steel/PVC	Panel Size	Std. Ctn. Qty. (lbs.) Steel/PVC
		External			Internal			G	H				
		A	B	C	D	E	F						
CS665	CV665	6.50	6.50	6.69	6.00	6.00	5.45	9.00	4.00	1 (Opa 2.7) / 1 (Clr 2.9)	JP66/JP66P	4.88 x 4.88	1 (1.0) / 1 (0.3)
CS863	CV863	8.50	6.50	4.49	8.00	6.00	3.25	11.00	4.00	1 (Opa 2.9) / 1 (Clr 2.9)	JP86/JP86P	6.75 x 4.88	1 (1.0) / 1 (0.4)
CS1085	CV1085	10.50	8.50	6.69	10.00	8.00	5.45	13.00	6.00	1 (Opa 5.0) / 1 (Clr 5.0)	JP108/JP108P	8.75 x 6.88	1 (1.5) / 1 (0.7)
CS12106	CV12106	12.50	10.50	7.69	12.00	10.00	6.45	15.00	8.00	1 (Opa 6.5) / 1 (Clr 7.2)	JP1210/JP1210P	10.75 x 8.88	1 (2.0) / 1 (1.2)
CS14126	CV14126	14.50	12.50	7.72	14.00	12.00	6.48	17.00	10.00	1 (Opa 8.0) / 1 (Clr 8.8)	JP1412/JP1412P	12.75 x 10.88	1 (3.2) / 1 (1.7)
CS16147	CV16147	16.50	14.50	8.46	16.00	14.00	7.22	19.00	12.00	1 (Opa 11.5) / 1 (Clr 10.8)	JP1614/JP1614P	14.75 x 12.88	1 (4.7) / 1 (2.3)

*Order back panels separately.

Enclosures shipped with mounting feet and panel mounting hardware.





Medium Hinged Cover

Meets NEMA 1, 3, 3S, 3X, 3SX, 4, 4X, 12, 13



Features

- Nonmetallic mounting feet and all mounting hardware included.
- White painted 14 gauge steel or 1/4" PVC back panel (order separately).
- 304 (18-8) stainless steel screws (10-32 / 1 1/8").
- Completely nonmetallic hinges.
- Brass screw inserts.
- Temperature Range: -40° to 185°F
- Material: NORYL base and cover.

Factory Assembled

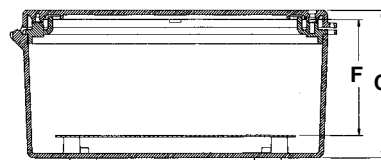
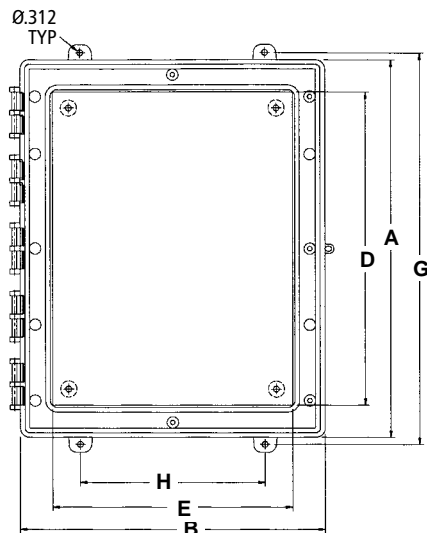
Part Nos.*	External			Dimensions Internal			Mounting		Std. Ctn. Qty. (lbs.)	Back Panel* Part Nos. Steel/PVC	Panel Size	Std. Ctn. Qty. (lbs.) Steel/PVC
	A	B	C	D	E	F	G	H				
C2016A4	20.50	16.50	8.36	17.25	13.25	6.28	21.26	10.00	1 (15.1)	NP2016/NP2016P	17 x 13.25	1 (7.0) / 1 (6.1)
C2016B4	20.50	16.50	10.36	17.25	13.25	8.28	21.26	10.00	1 (17.2)	NP2016/NP2016P	17 x 13.25	1 (7.0) / 1 (6.1)
C2016C4	20.50	16.50	12.36	17.25	13.25	10.28	21.26	10.00	1 (19.7)	NP2016/NP2016P	17 x 13.25	1 (7.0) / 1 (6.1)
C2420A4	24.50	20.50	8.36	21.25	17.25	6.28	25.26	14.00	1 (21.5)	NP2420/NP2420P	21 x 17	1 (10.4) / 1 (4.7)
C2420B4	24.50	20.50	10.36	21.25	17.25	8.28	25.26	14.00	1 (24)	NP2420/NP2420P	21 x 17	1 (10.4) / 1 (4.7)
C2420C4	24.50	20.50	12.36	21.25	17.25	10.28	25.26	14.00	1 (24.9)	NP2420/NP2420P	21 x 17	1 (10.4) / 1 (4.7)
C3024A4	30.50	24.50	8.36	27.25	21.25	6.28	31.26	18.00	1 (28.4)	NP3024/NP3024P	27 x 21	1 (18.0) / 1 (9.8)
C3024B4	30.50	24.50	10.36	27.25	21.25	8.28	31.26	18.00	1 (31.4)	NP3024/NP3024P	27 x 21	1 (18.0) / 1 (9.8)
C3024C4	30.50	24.50	12.36	27.25	21.25	10.28	31.26	18.00	1 (33.8)	NP3024/NP3024P	27 x 21	1 (18.0) / 1 (9.8)

*Enclosure only available with opaque hinged cover.

Enclosures shipped with mounting feet, hinge caps and screws.

**Order back panels separately.

For factory installed pad lockable latch, consult Customer Service for price and delivery.



Hinged Window Cover

Meets NEMA 1, 3, 3S, 3X, 3SX, 4, 4X, 12, 13



Features

- Nonmetallic mounting feet and all mounting hardware included.
- 304 (18-8) stainless steel screw (10-32 / 1 1/8").
- White painted 14 gauge steel or 1/4" PVC back panel (order separately).
- Completely nonmetallic hinges.
- Lid design provides greater usable internal volume.
- Brass screw inserts.
- Material: polycarbonate molded base and cover.

Note: Window material 1/8" thick clear polycarbonate is permanently bonded to the cover.

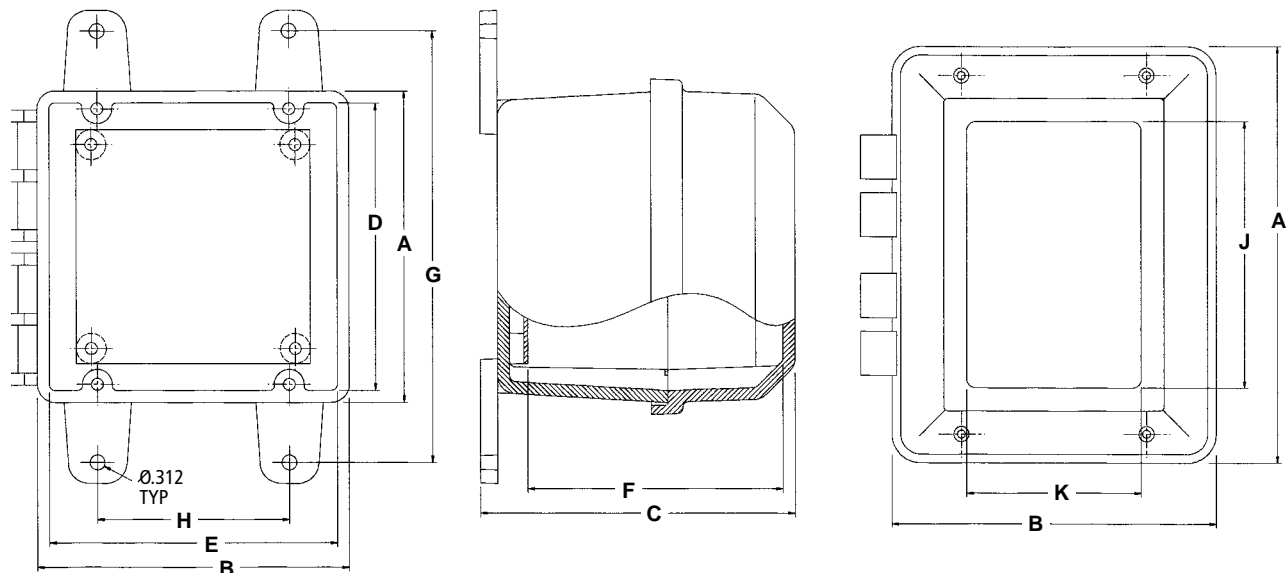
Factory Assembled

Part Nos.	External				Dimensions Internal			Mounting			Std. Ctn. Qty. (lbs.)	Back Panel* Part Nos. Steel/PVC	Panel Size	Std. Ctn. Qty. (lbs.) Steel/PVC
	A	B	C	D	E	F	G	H	J	K				
J665W	6.50	6.50	6.69	6.00	6.00	5.45	9.00	4.00	4.70	4.70	1 (3.1)	JP66/JP66P	4.88 x 4.88	1 (1.0) / 1 (0.3)
J863W	8.50	6.50	4.49	8.00	6.00	3.25	11.00	4.00	4.70	4.70	1 (3.2)	JP86/JP86P	6.75 x 4.88	1 (1.0) / 1 (0.78)
J1085W	10.50	8.50	6.69	10.00	8.00	5.45	13.00	6.00	8.70	6.70	1 (5.6)	JP108/JP108P	8.75 x 6.88	1 (1.5) / 1 (0.7)
J12106W	12.50	10.50	7.69	12.00	10.00	6.45	15.00	8.00	10.70	8.70	1 (7.4)	JP1210/JP1210P	10.75 x 8.88	1 (2.0) / 1 (1.2)
J14126W	14.50	12.50	7.72	14.00	12.00	6.48	17.00	10.00	12.70	10.70	1 (9)	JP1412/JP1412P	12.75 x 10.88	1 (3.2) / 1 (1.7)
J16147W	16.50	14.50	8.46	16.00	14.00	7.22	19.00	12.00	14.70	12.70	1 (9.3)	JP1614/JP1614P	14.75 x 12.88	1 (4.7) / 1 (2.3)

Enclosures shipped with mounting feet, hinge caps and screws.

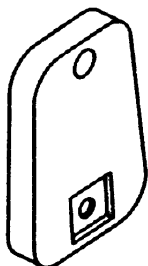
*Order back panels separately.

For factory installed pad lockable quick-release latch, consult Customer Service for price and delivery.



Circuit Safe® JIC Accessories

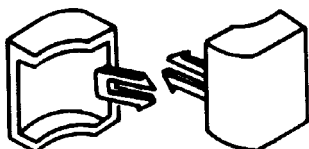
Mounting Feet For Circuit Safe Enclosures – Type CC, CJ, CS, CV, J



Part No.	Std. Ctn. Qty.	Std. Ctn. Wt. (lbs.)
CJB159*	As required	0.04

*CJB159 nonmetallic mounting feet provide 1/4" standoff and may be used to mount enclosures in horizontal or vertical mode. They are shipped with all Circuit Safe JIC enclosures. No screws are provided when mounting feet are ordered separately.

Hinge Caps* For Circuit Safe Enclosures – Type CC, CJ, J



Part No.	Std. Ctn. Qty.	Std. Ctn. Wt. (lbs.)
CH100R	As required	0.03

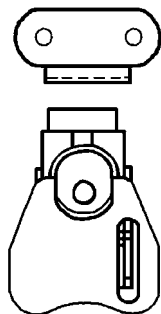
*For Circuit Safe enclosures to secure covers to bases. Shipped as standard with hinge cover enclosure.

JIC Installation Kits*

Part No.	Std. Ctn. Qty.	Std. Ctn. Wt. (lbs.)
CH208	1 Kit	0.25

*Installation kit is included as standard equipment with all JIC enclosures. Information listed here for purposes of additional purchase only. Kit includes 4 mounting feet, 8 hinge caps, and 8 screws.

JIC Latch Kits*




Part No.	Std. Ctn. Qty.	Std. Ctn. Wt. (lbs.)
CJTL	1 Kit	0.25

Stainless steel. Kit includes latch and keeper.

*Factory installed. Consult customer service for price and delivery.


Circuit Safe® NEMA and JIC Accessories

Steel Back Panels* Steel back panels are white painted 14 gauge steel.



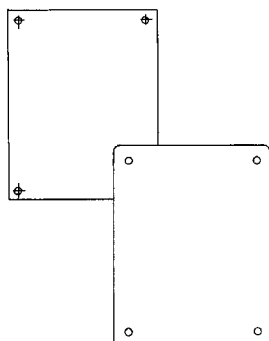
Part Nos.	Thickness (in.)	Size (in.)	Std. Ctn. Qty.	Std. Ctn. Wt. (lbs.)
JP64	14 gauge	4.88 x 2.88	1	0.6
JP66	14 gauge	4.88 x 4.88	1	1.0
JP86	14 gauge	6.75 x 4.88	1	1.0
JP88	14 gauge	6.75 x 6.88	1	1.2
JP108	14 gauge	8.75 x 6.88	1	1.5
JP1010	14 gauge	8.75 x 8.88	1	2.3
JP1210	14 gauge	10.75 x 8.88	1	2.7
JP1212	14 gauge	10.75 x 10.88	1	3.5
JP1412	14 gauge	12.75 x 10.88	1	3.8
JP1614	14 gauge	14.75 x 12.88	1	4.7

PVC Back Panels* PVC back panels are made from 1/4" PVC and meet UL94 V-0.



Part Nos.	Size (in.)	Std. Ctn. Qty.	Std. Ctn. Wt. (lbs.)
JP64P	4 ⁷ / ₈ x 2 ⁷ / ₈	1	0.3
JP66P	4 ⁷ / ₈ x 4 ⁷ / ₈	1	0.3
JP86P	6 ³ / ₄ x 4 ⁷ / ₈	1	0.4
JP88P	6 ³ / ₄ x 6 ⁷ / ₈	1	0.5
JP108P	8 ³ / ₄ x 8 ⁷ / ₈	1	0.7
JP1010P	8 ³ / ₄ x 8 ⁷ / ₈	1	0.9
JP1210P	10 ³ / ₄ x 10 ⁷ / ₈	1	1.2
JP1212P	10 ³ / ₄ x 10 ⁷ / ₈	1	1.5
JP1412P	12 ³ / ₄ x 10 ⁷ / ₈	1	1.7
JP1614P	14 ³ / ₄ x 12 ⁷ / ₈	1	2.3

Medium NEMA Back Panels*

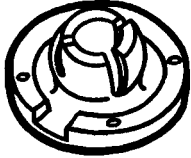


Part Nos. Steel/PVC	Size (in.)	Std. Ctn. Qty.	Std. Ctn. Wt. (lbs.)
NP2016 / NP2016P	17 x 13	1	7.0 / 6.125
NP2420 / NP2420P	21 x 17	1	10.4 / 4.71
NP3024 / NP3024P	27 x 21	1	18.0 / 9.781

*Circuit Safe NEMA enclosures are not shipped with back panels which must be ordered separately. All accessories can be factory installed. Consult Customer Service for price and delivery.

Circuit Safe® NEMA and JIC Accessories

Draining Device* For 3R Rating and condensation build-up.



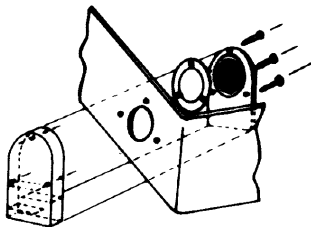
Part Number	Standard Carton Qty.
HPVEA9	1

Air Vents* NEMA 1 Rated only.



Part Numbers	Style	Standard Carton Qty.
HPVM25	For fitting outside of all enclosures	1
HPVM35	For fitting inside of all enclosures	1

Enclosure Ventilator* Allows any size enclosure to breathe, yet remains watertight.



Part Number	Standard Carton Qty.
HVM27	1

*Factory installation available.

For All Enclosures



Painted JIC enclosure with painted back panel. Installed clear cover with handle and quick-release latch.



Color molded JIC unit with addition of window and pushbuttons.



Molded junction box painted with addition of mounted in-use weatherproof cover.



Painted JIC enclosure with pocket installed in cover for control pad.

Color Molded Enclosures

All Circuit Safe® enclosures can be molded in a variety of colors. Minimum quantities for single shipment or releases against blanket orders are required.

Painted/Silkscreened Enclosures

All enclosures can be painted, interior and exterior, or by special request. Enclosure covers can also be silkscreened on request.

EMI/RFI Protection

For applications where Radio Frequency Interference is a factor, the interior can be coated with an acrylic base paint with a nickel filler. Windows can be covered with fine copper mesh.

Other Modifications Available

Our factory is capable of modifying any of our enclosures to a customer's specifications. Factory's capabilities include:

- Precision milling of button holes, windows, and pockets for keypad installations.
- Hole tapping.
- Ventilators.
- Mounting bosses.
- Access windows.
- Hinged windows.
- Mounted in use weatherproof covers.
- Handles for portable units.
- Latches.
- Enclosure coolers.
- Cylinder locking systems.
- And more!

NEMA Types – Definitions Pertaining to Nonhazardous Locations













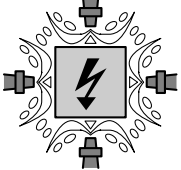



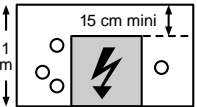
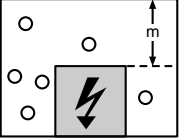
Enclosures for Electrical Equipment

An enclosure is a surrounding case constructed to provide protection from accidental contact with the enclosed equipment and to provide protection to the enclosed equipment from specified environmental conditions. A brief description of the more common types of enclosures used by the electrical industry follows.

- Type 1 Enclosure:** Intended for indoor use primarily to provide protection against contact with enclosed equipment and a degree of protection against falling dirt.
- Type 2 Enclosure:** Intended for indoor use primarily to provide a degree of protection against limited amounts of falling water and dirt.
- Type 3 Enclosure:** Intended for outdoor use primarily to provide a degree of protection against wind-blown dust, rain, sleet and external ice formation.
- Type 3R Enclosure:** Intended for outdoor use primarily to provide a degree of protection against falling rain, sleet and external ice formation.
- Type 3S Enclosure:** Intended for outdoor use primarily to provide a degree of protection against wind-blown dust, rain, and sleet, and to provide for operation of external mechanism when ice laden.
- Type 3X Enclosure:** Intended for outdoor use primarily to provide a degree of protection against wind-blown dust, rain, sleet, external ice formation, and corrosion.
- Type 3SX Enclosure:** Intended for outdoor use primarily to provide a degree of protection against wind-blown dust, rain, sleet, and corrosion, and to provide for operation of external mechanism when ice laden.
- Type 4 Enclosure:** Intended for indoor or outdoor use primarily to provide a degree of protection against wind-blown dust and rain, splashing water and hose-directed water.
- Type 4X Enclosure:** Intended for indoor or outdoor use primarily to provide a degree of protection against corrosion, wind-blown dust and rain, splashing water and hose-directed water.
- Type 6 Enclosure:** Intended for indoor or outdoor use primarily to avoid a degree of protection against contact with enclosed equipment, falling dirt, hose-directed water, entry of water during occasional temporary submersion at a limited depth and external ice formation.
- Type 6P Enclosure:** Intended for indoor or outdoor use primarily to provide a degree of protection against contact with enclosed equipment, falling dirt, hose-directed water, entry of water during prolonged submersion at a limited depth and external ice formation.
- Type 12 Enclosure:** Intended for indoor use primarily to provide a degree of protection against dust, falling dirt and dripping noncorrosive liquids.
- Type 13 Enclosure:** Intended for indoor use primarily to provide a degree of protection against dust, spraying of water, oil and noncorrosive coolant.

International Standards IP Protection Classification Data

The letters IP followed by three characteristic numbers symbolize the degree of protection.

First Digit		Second Digit	
Protection Against Solid Bodies		Protection Against Liquids	
IP	Test	IP	Test
0	 No protection	0	 No protection
1	 Protection against solid bodies larger than 50 mm (for example accidentally touching with the hand)	1	 Protection against vertical water drops condensation
2	 Protection against solid bodies larger than 12 mm (for example a finger)	2	 Protected against water drops at up to 15° from the vertical
3	 Protection against solid bodies larger than 2.5 mm (tools, wires)	3	 Protected against rain at up to 60° from the vertical
4	 Protection against solid bodies larger than 1 mm (tools, small wires)	4	 Δ Protected against water splashing from all directions
5	  Protection against dust (no harmful deposits)	5	 $\Delta \Delta$ Protected against water sprayed from a hose from all directions
6	  Complete protection against dust	6	 Protected against water projections similar to sea wave splashes
		7	 Protected against the effector immersion
		8	 Protected against effects of prolonged immersion under pressure

Clearance Holes For Carflex® Fittings or PVC Male Terminal Adapters

Carflex Fittings & PVC Male Terminal Adapters Trade Sizes	Nominal Size (in.)	Actual Size (in.)	Actual Size (mm)
1/2	.875	.879	22.4
3/4	1.093	1.107	28.2
1	1.344	1.357	34.6
1 1/4	1.813	1.699	43.2
1 1/2	1.938	1.949	49.6
2	2.375	2.413	61.5
2 1/2	2.875	2.914	74.0
3	3.5	3.539	89.8
3 1/2	4	4.044	102.7
4	4.5	4.544	115.4
5	5.625	5.675	143.7

Engineering Properties Of Enclosures

Property	Test Method	Opaque Polycarbonate Covers & Boxes	Clear Polycarbonate Cover	FRP
Thermal And Mechanical				
Temperature Range (°F)	-	-30° to 230°	-30° to 230°	-58° to 320°
Specific Gravity (oz./in ³)	ASTM D792	1.20	1.20	1.79
Thermal Conductivity (BTU•in/hr•ft ² •°F)	ASTM D177	1.35	1.35	1.68
Heat Deflection Temperature @ 264 PSI (°F)	ASTM D648	265	260	392
Tensile Strength (PSI)	ASTM D638	8,800	9,000	13,000
Flexural Strength (PSI)	ASTM D790	13,500	14,000	19,000
Compressive Strength @ 10% Deformation (PSI)	ASTM D695	12,500	12,500	24,000
Impact Strength IZOD Notched (ft.lbs./in.)	ASTM D256	12	12	12
Water Absorption – 24 hrs. @ 73°F (%)	ASTM D570	0.15	0.15	0.17
Electrical				
Dielectric Strength (VOLTS/MIL.)	ASTM D149	380	380	467
Dielectric Constant	ASTM D150			
60 Hz		3.0	3.0	-
100 Hz		-	-	-
106		2.96	2.96	-
Volume Resistivity @ 73°F (OHM-CM)	ASTM D257	>10 ¹⁶	>10 ¹⁶	2.0 x 10 ¹⁵
Arc Resistance (SEC)	ASTM D495	120	120	200+

Chemical Resistance Data

Environmental Resistance Table: E-Excellent, G-Good, L-Limited, U-Unsatisfactory

IMPORTANT: These environmental resistance ratings are based upon tests where the specimens were placed in complete submergence in the reagent listed. Ratings listed in this chart apply to a 48-Hour exposure period. (The information in this chart is to be used **ONLY** as a guide in selecting equipment for appropriate chemical compatibility. Before permanent installation, test the equipment with the chemicals and under the specific conditions of your application.)

Chemical	PVC Himeline HE - Opaque Cover w/Base	Polycarbonate Circuit Safe NEMA Circuit Safe JIC Himeline HE - Clear Cover w/Base Himeline HS - Opaque w/Clear Lids	FRP (Fiberglass Reinforced Polyester) Himeline HS - Bases Himeline HP Himeline HLA/HLS Himeline HLP	Noryl Circuit Safe Medium JIC
Acetaldehyde	U	L	-	-
Acetamide	U	U	-	-
Acetate Solvent	U	-	-	U
Acetic Acid	U	G	E	E
Acetic Acid 20%	U	E	E	E
Acetic Acid 80%	L	G	E	E
Acetic Acid, Glacial	U	G	E	E
Acetic Anhydride	U	U	E	U
Acetone	U	U	U	U
Acetyl Bromide	U	-	-	-
Acetyl Chloride (dry)	L	U	-	U
Acetylene	E	U	-	-
Acrylonitrile	G	U	-	-
Adipic Acid	E	-	-	-
Alcohols:Amyl	E	G	-	L
Alcohols:Benzyl	U	-	-	U
Alcohols:Butyl	E	E	-	E
Alcohols:Diacetone	G	-	-	E
Alcohols:Ethyl	L	G	-	E
Alcohols:Hexyl	E	-	-	E
Alcohols:Isobutyl	E	-	-	E
Alcohols:Isopropyl	E	E	-	E
Alcohols:Methyl	E	G	-	E
Alcohols:Octyl	-	-	-	E
Alcohols:Propyl	E	-	-	E
Aluminum Chloride	E	E	E	E
Aluminum Chloride 20%	E	E	-	E
Aluminum Fluoride	E	-	-	E
Aluminum Hydroxide	E	G	-	E
Aluminum Nitrate	G	E	-	-
Aluminum Potassium Sulfate 10%	E	E	-	E
Aluminum Potassium Sulfate 100%	E	E	-	E
Aluminum Sulfate	E	E	E	E
Amines	U	U	-	U
Ammonia 10%	G	U	-	E
Ammonia Nitrate	G	-	-	E
Ammonia, anhydrous	E	U	-	G
Ammonia, liquid	E	U	L	-
Ammonium Acetate	E	-	-	-
Ammonium Bifluoride	E	-	-	E
Ammonium Carbonate	E	-	L	E
Ammonium Caseinate	-	-	-	E
Ammonium Chloride	E	E	E	E
Ammonium Hydroxide	E	U	L	E
Ammonium Nitrate	E	-	L	E
Ammonium Oxalate	E	E	-	-
Ammonium Persulfate	E	-	-	E
Ammonium Phosphate, Dibasic	E	E	-	E
Ammonium Phosphate, Monobasic	E	-	-	E
Ammonium Phosphate, Tribasic	E	-	-	E
Ammonium Sulfate	E	E	E	E
Ammonium Sulfite	E	-	E	E
Amyl Acetate	U	U	L	U
Amyl Alcohol	E	G	L	L
Amyl Chloride	U	-	U	U
Aniline	L	U	U	U
Aniline Hydrochloride	G	U	-	-
Antifreeze	E	-	-	E
Antimony Trichloride	E	E	E	E
Aqua Regia (80% HCl, 20% HNO3)	L	U	-	U

Chemical	PVC Himeline HE - Opaque Cover w/Base	Polycarbonate Circuit Safe NEMA Circuit Safe JIC Himeline HE - Clear Cover w/Base Himeline HS - Opaque w/Clear Lids	FRP (Fiberglass Reinforced Polyester) Himeline HS - Bases Himeline HP Himeline HLA/HLS Himeline HLP	Noryl Circuit Safe Medium JIC
Aromatic Hydrocarbons	U	-	-	U
Arsenic Acid	E	E	-	E
Arsenic Salts	E	-	-	-
Asphalt	E	U	-	-
Barium Carbonate	E	E	E	E
Barium Chloride	E	E	E	E
Barium Cyanide	U	-	-	-
Barium Hydroxide	E	U	U	E
Barium Nitrate	E	U	-	E
Barium Sulfate	G	U	E	E
Barium Sulfide	E	-	E	E
Beer	E	E	-	E
Beet Sugar Liquids	E	-	-	E
Benzaldehyde	U	U	U	G
Benzene	L	U	L	U
Benzene Sulfonic Acid	E	U	E	E
Benzoic Acid	E	G	-	G
Benzol	-	-	-	G
Benzonitrile	-	E	-	-
Benzyl Chloride	-	-	-	U
Bleaching Liquors	E	-	-	-
Borax (Sodium Borate)	E	-	-	E
Boric Acid	E	-	E	E
Bromine	L	L	-	E
Butadiene	L	U	-	U
Butane	L	U	-	U
Butanol (Butyl Alcohol)	L	G	-	E
Butyl Amine	U	U	-	U
Butyl Ether	E	-	-	U
Butyl Phthalate	-	U	-	E
Butylacetate	U	U	U	G
Butylene	E	U	-	-
Butyric Acid	G	U	-	U
Calcium Bisulfate	-	U	-	-
Calcium Bisulfide	E	-	-	E
Calcium Bisulfite	G	U	-	E
Calcium Carbonate	E	L	E	E
Calcium Chlorate	G	-	E	-
Calcium Chloride	L	-	E	E
Calcium Hydroxide	G	U	U	E
Calcium Hypochlorite	G	U	L	E
Calcium Nitrate	E	E	E	E
Calcium Oxide	G	-	-	E
Calcium Sulfate	G	E	E	E
Calgon	-	-	-	E
Cane Juice	E	-	-	-
Carbolic Acid (Phenol)	U	U	-	U
Carbon Bisulfide	U	-	L	-
Carbon Dioxide (dry)	E	-	-	E
Carbon Dioxide (wet)	E	-	-	E
Carbon Disulfide	U	U	-	E
Carbon Monoxide	E	-	-	U
Carbon Tetrachloride	U	U	E	U
Carbon Tetrachloride (dry)	-	-	-	U
Carbon Tetrachloride (wet)	-	-	-	U
Carbonated Water	E	-	-	E
Carbonic Acid	E	E	-	E
Catsup	E	-	-	E
Chloric Acid	E	-	-	U
Chlorine (dry)	U	-	-	G

Chemical Resistance Data

Environmental Resistance Table: *E-Excellent, G-Good, L-Limited, U-Unsatisfactory*

IMPORTANT: These environmental resistance ratings are based upon tests where the specimens were placed in complete submergence in the reagent listed. Ratings listed in this chart apply to a 48-Hour exposure period. (The information in this chart is to be used **ONLY** as a guide in selecting equipment for appropriate chemical compatibility. Before permanent installation, test the equipment with the chemicals and under the specific conditions of your application.)

Chemical	PVC Himeline HE - Opaque Cover w/Base	Polycarbonate Circuit Safe NEMA Circuit Safe JIC Himeline HE - Clear Cover w/Base Himeline HS - Opaque w/Clear Lids	FRP (Fiberglass Reinforced Polyester) Himeline HS - Bases Himeline HP Himeline HLA/HLS Himeline HLP	Noryl Circuit Safe Medium JIC
Chlorine Water	E	-	E	L
Chlorine, Anhydrous Liquid	U	L	-	G
Chloroacetic Acid	G	U	-	-
Chlorobenzene (Mono)	U	U	U	U
Chlorobromomethane	U	-	-	-
Chloroform	U	U	-	U
Chlorosulfonic Acid	U	L	-	U
Chocolate Syrup	-	E	-	E
Chromic Acid 10%	E	G	E	E
Chromic Acid 30%	E	L	-	U
Chromic Acid 5%	E	G	-	E
Chromic Acid 50%	U	U	-	U
Chromium Salts	E	-	-	-
Citric Acid	G	E	E	E
Citric Oils	-	-	-	E
Clorox® (Bleach)	E	-	-	E
Copper Chloride	E	-	-	E
Copper Cyanide	E	U	-	E
Copper Fluoborate	E	-	-	-
Copper Nitrate	E	U	-	E
Copper Sulfate >5%	E	E	-	E
Copper Sulfate 5%	E	E	-	E
Cresols	U	U	U	U
Cresylic Acid	U	U	-	-
Cupric Acid	E	E	-	E
Cyclohexane	U	G	-	U
Cyclohexanone	U	U	-	U
Detergents	E	E	-	E
Diacetone Alcohol	U	U	-	-
Dichlorobenzene	U	U	-	-
Dichloroethane	U	U	-	E
Diesel Fuel	E	E	-	U
Diethyl Ether	U	U	-	-
Diethylamine	U	U	-	-
Diethylene Glycol	L	G	-	E
Dimethyl Aniline	U	U	U	U
Dimethyl Formamide	U	U	-	U
Diphenyl Oxide	U	-	-	-
Dyes	G	-	-	E
Epsom Salts (Magnesium Sulfate)	E	E	-	E
Ethane	E	-	-	-
Ethanol	L	G	-	E
Ethanolamine	U	-	-	E
Ether	U	-	L	U
Ethyl Acetate	U	U	L	E
Ethyl Benzoate	U	U	-	E
Ethyl Chloride	U	U	L	U
Ethyl Ether	U	-	U	U
Ethylene Bromide	U	U	-	-
Ethylene Chloride	U	U	-	U
Ethylene Chlorohydrin	U	U	E	-
Ethylene Diamine	U	E	-	U
Ethylene Dichloride	U	U	U	U
Ethylene Glycol	E	G	E	E
Ethylene Oxide	U	L	-	E
Fatty Acids	E	G	-	E
Ferric Chloride	E	E	E	E
Ferric Nitrate	E	E	E	E
Ferric Sulfate	E	E	E	E
Ferrous Chloride	E	U	E	E

Chemical	PVC Himeline HE - Opaque Cover w/Base	Polycarbonate Circuit Safe NEMA Circuit Safe JIC Himeline HE - Clear Cover w/Base Himeline HS - Opaque w/Clear Lids	FRP (Fiberglass Reinforced Polyester) Himeline HS - Bases Himeline HP Himeline HLA/HLS Himeline HLP	Noryl Circuit Safe Medium JIC
Ferrous Sulfate	E	E	E	E
Fluoboric Acid	E	-	-	E
Fluorine	U	L	-	-
Fluosilicic Acid	U	E	-	E
Formaldehyde 100%	E	E	-	E
Formaldehyde 40%	E	E	E	E
Formic Acid	E	E	L	E
Freon 113	G	G	-	U
Freon 12	E	-	-	U
Freon 22	E	-	-	G
Freon TF	G	-	-	-
Freon® 11	E	-	-	G
Fuel Oils	E	G	-	G
Furan Resin	E	-	-	-
Furfural	U	U	L	U
Gallic Acid	G	-	-	E
Gasoline (high-aromatic)	E	E	-	G
Gasoline, leaded, ref.	G	E	E	G
Gasoline, unleaded	L	E	-	U
Gelatin	G	-	-	E
Glucose	E	E	E	E
Glue, P.V.A.	L	-	-	-
Glycerin	E	E	E	E
Glycolic Acid	G	-	-	-
Grease	E	-	-	-
Heptane	L	G	E	G
Hexane	G	U	U	G
Hydraulic Oil (Petro)	E	-	-	-
Hydraulic Oil (Synthetic)	E	-	-	-
Hydrazine	-	U	-	-
Hydrobromic Acid 100%	E	-	-	G
Hydrobromic Acid 20%	G	-	-	E
Hydrochloric Acid 100%	U	U	-	E
Hydrochloric Acid 20%	E	G	E	E
Hydrochloric Acid 37%	G	U	L	E
Hydrochloric Acid, Dry Gas	E	-	-	E
Hydrocyanic Acid	G	-	-	E
Hydrocyanic Acid (Gas 10%)	E	G	-	L
Hydrofluoric Acid 100%	L	U	-	U
Hydrofluoric Acid 20%	G	U	-	L
Hydrofluoric Acid 50%	G	U	-	U
Hydrofluoric Acid 75%	L	U	-	U
Hydrofluosilicic Acid 100%	G	-	-	G
Hydrofluosilicic Acid 20%	E	-	-	G
Hydrogen Gas	E	E	-	E
Hydrogen Peroxide 10%	E	E	-	E
Hydrogen Peroxide 100%	E	E	-	E
Hydrogen Peroxide 30%	E	E	E	E
Hydrogen Peroxide 50%	E	E	E	-
Hydrogen Sulfide (aqua)	G	E	-	E
Hydrogen Sulfide (dry)	E	-	-	-
Hydroquinone	G	-	-	-
Hydroxyacetic Acid 70%	U	-	-	-
Ink	L	-	-	-
Iodine	E	-	-	L
Iodine (in alcohol)	E	-	-	-
Iodoform	E	-	-	-
Isocetane	E	G	-	U
Isopropyl Acetate	U	U	-	-
Isopropyl Ether	G	U	-	-

Chemical Resistance Data

Environmental Resistance Table: E-Excellent, G-Good, L-Limited, U-Unsatisfactory

IMPORTANT: These environmental resistance ratings are based upon tests where the specimens were placed in complete submergence in the reagent listed. Ratings listed in this chart apply to a 48-Hour exposure period. (The information in this chart is to be used **ONLY** as a guide in selecting equipment for appropriate chemical compatibility. Before permanent installation, test the equipment with the chemicals and under the specific conditions of your application.)

Chemical	PVC Himeline HE - Opaque Cover w/Base	Polycarbonate Circuit Safe NEMA Circuit Safe JIC Himeline HE - Clear Cover w/Base Himeline HS - Opaque w/Clear Lids	FRP (Fiberglass Reinforced Polyester) Himeline HS - Bases Himeline HP Himeline HLA/HLS Himeline HLP	Noryl Circuit Safe Medium JIC
Isotane	E	-	-	-
Jet Fuel (JP3, JP4, JP5)	L	E	-	U
Kerosene	E	U	-	U
Ketones	U	U	-	U
Lacquer Thinners	U	G	-	U
Lacquers	U	U	-	U
Lactic Acid	G	G	E	E
Lard	E	E	-	E
Lead Acetate	G	-	-	E
Lead Nitrate	E	-	-	E
Lead Sulfamate	G	E	-	-
Lime	G	-	-	-
Linoleic Acid	E	-	-	-
Lithium Chloride	U	G	-	-
Lithium Hydroxide	-	U	-	-
Lubricants	G	E	-	L
Lye: Ca(OH) ₂ Calcium Hydroxide	G	U	-	E
Lye: KOH Potassium Hydroxide	G	U	-	E
Lye: NaOH Sodium Hydroxide	E	U	-	E
Magnesium Bisulfate	E	E	-	-
Magnesium Carbonate	G	E	E	E
Magnesium Chloride	G	E	E	E
Magnesium Hydroxide	E	E	G	E
Magnesium Nitrate	E	E	-	E
Magnesium Oxide	-	-	-	-
Magnesium Sulfate (Epsom Salts)	E	E	E	E
Maleic Acid	E	-	-	E
Malic Acid	E	-	-	-
Manganese Sulfate	L	E	-	E
Mayonnaise	U	-	-	-
Melamine	U	-	-	-
Mercuric Chloride (dilute)	E	E	-	E
Mercuric Cyanide	E	-	-	-
Mercurous Nitrate	E	E	-	E
Mercury	E	U	-	E
Methane	G	-	-	-
Methanol (Methyl Alcohol)	E	G	L	E
Methyl Acetate	U	U	-	-
Methyl Acetone	U	-	-	-
Methyl Alcohol 10%	E	G	-	E
Methyl Bromide	U	-	-	-
Methyl Butyl Ketone	E	U	-	-
Methyl Cellosolve	U	U	-	-
Methyl Chloride	U	U	-	U
Methyl Dichloride	E	-	-	-
Methyl Ethyl Ketone	U	U	E	U
Methyl Isobutyl Ketone	U	U	-	U
Methyl Isopropyl Ketone	U	U	-	U
Methyl Methacrylate	E	-	-	-
Methylamine	U	-	-	-
Methylene Chloride	U	U	U	U
Mineral Spirits	E	L	-	E
Monochloroacetic acid	-	U	-	-
Monoethanolamine	U	-	-	E
Morpholine	-	U	-	U
Motor oil	G	E	-	E
Naphtha	E	G	E	U
Naphthalene	U	-	-	U
Natural Gas	E	-	-	-
Nickel Chloride	E	E	-	E

Chemical	PVC Himeline HE - Opaque Cover w/Base	Polycarbonate Circuit Safe NEMA Circuit Safe JIC Himeline HE - Clear Cover w/Base Himeline HS - Opaque w/Clear Lids	FRP (Fiberglass Reinforced Polyester) Himeline HS - Bases Himeline HP Himeline HLA/HLS Himeline HLP	Noryl Circuit Safe Medium JIC
Nickel Nitrate	E	U	-	E
Nickel Sulfate	E	E	-	E
Nitrating Acid (<15% HNO ₃)	U	-	-	-
Nitrating Acid (>15% H ₂ SO ₄)	U	-	-	-
Nitrating Acid (1% Acid)	U	-	-	-
Nitrating Acid (15% H ₂ SO ₄)	U	-	-	-
Nitric Acid (20%)	E	G	G	G
Nitric Acid (50%)	G	G	-	G
Nitric Acid (5-10%)	E	E	-	E
Nitric Acid (Concentrated)	G	L	-	G
Nitrobenzene	U	U	L	U
Nitromethane	G	U	-	U
Nitrous Acid	E	-	-	-
Nitrous Oxide	E	-	-	-
Oils:Aniline	U	-	-	U
Oils:Citric	G	E	-	E
Oils:Creosote	L	-	-	U
Oils:Diesel Fuel (20, 30, 40, 50)	G	-	-	U
Oils:Fuel (1, 2, 3, 5A, 5B, 6)	E	G	-	E
Oils:Hydraulic Oil (Petro)	E	-	-	-
Oils:Hydraulic Oil (Synthetic)	E	-	-	-
Oils:Mineral	G	G	-	E
Oils:Olive	L	E	-	E
Oils:Orange	L	L	-	-
Oils:Pine	U	E	-	-
Oils:Rosin	L	-	-	-
Oils:Silicone	E	-	-	E
Oils:Transformer	G	-	-	-
Oils:Turbine	E	-	-	-
Oleic Acid	L	-	E	E
Oleum 100%	U	-	-	E
Oleum 25%	U	-	-	-
Oxalic Acid (cold)	G	-	E	E
Ozone	G	E	-	-
Palmitic Acid	G	-	-	-
Paraffin	G	E	-	E
Pentane	E	E	-	-
Perchloric Acid	L	-	-	-
Perchloroethylene	L	U	-	U
Petrolatum	G	-	-	-
Petroleum	-	-	-	U
Phenol (10%)	L	G	L	U
Phenol (Carbolic Acid)	U	U	-	U
Phosphoric Acid (>40%)	G	E	-	E
Phosphoric Acid (crude)	G	E	-	E
Phosphoric Acid (molten)	U	-	-	-
Phosphoric Acid (40%)	G	E	-	E
Phosphoric Acid Anhydride	-	U	-	-
Phosphorus	E	-	-	-
Phosphorus Trichloride	U	L	-	-
Photographic Developer	E	E	-	E
Photographic Solutions	E	E	-	E
Phthalic Anhydride	U	E	-	-
Picric Acid	U	U	-	-
Potash (Potassium Carbonate)	E	-	L	E
Potassium Bicarbonate	E	-	-	E
Potassium Bromide	E	E	-	E
Potassium Chlorate	E	E	-	E
Potassium Chloride	E	E	E	E
Potassium Chromate	E	-	E	E

Chemical Resistance Data

Environmental Resistance Table: *E-Excellent, G-Good, L-Limited, U-Unsatisfactory*

IMPORTANT: These environmental resistance ratings are based upon tests where the specimens were placed in complete submergence in the reagent listed. Ratings listed in this chart apply to a 48-Hour exposure period. (The information in this chart is to be used **ONLY** as a guide in selecting equipment for appropriate chemical compatibility. Before permanent installation, test the equipment with the chemicals and under the specific conditions of your application.)

Chemical	PVC	Polycarbonate	FRP	Noryl	Chemical	PVC	Polycarbonate	FRP	Noryl
	Himeline HE - Opaque Cover w/Base	Circuit Safe NEMA Circuit Safe JIC Himeline HE - Clear Cover w/Base Himeline HS - Opaque w/Clear Lids	(Fiberglass Reinforced Polyester) Himeline HS - Bases Himeline HP Himeline HLA/HLS Himeline HLP	Circuit Safe Medium JIC		Himeline HE - Opaque Cover w/Base	Circuit Safe NEMA Circuit Safe JIC Himeline HE - Clear Cover w/Base Himeline HS - Opaque w/Clear Lids	(Fiberglass Reinforced Polyester) Himeline HS - Bases Himeline HP Himeline HLA/HLS Himeline HLP	Circuit Safe Medium JIC
Potassium Cyanide Solutions	E	-	-	E	Stannic Chloride	E	E	-	E
Potassium Dichromate	E	E	-	E	Stannic Fluoborate	-	-	-	E
Potassium Ferricyanide	E	-	E	E	Stannous Chloride	E	-	-	E
Potassium Ferrocyanide	E	-	E	E	Stearic Acid	G	E	-	E
Potassium Hydroxide (Caustic Potash)	E	U	L	E	Stoddard Solvent	L	E	-	U
Potassium Hypochlorite	G	-	-	-	Styrene	U	U	-	E
Potassium Iodide	E	-	-	-	Sulfate (Liquors)	G	-	-	-
Potassium Nitrate	E	E	E	E	Sulfur Chloride	L	-	-	E
Potassium Oxalate	-	-	-	-	Sulfur Dioxide	E	-	-	E
Potassium Permanganate	E	E	E	E	Sulfur Dioxide (dry)	E	E	-	E
Potassium Sulfate	E	E	E	E	Sulfur Hexafluoride	G	-	-	-
Potassium Sulfide	E	-	-	E	Sulfur Trioxide	E	-	-	U
Propane (liquefied)	E	L	-	E	Sulfur Trioxide (dry)	E	-	-	U
Propylene	G	-	-	-	Sulfuric Acid (<10%)	E	E	E	E
Propylene Glycol	L	G	-	-	Sulfuric Acid (10-75%)	E	G	U	E
Pyridine	U	U	-	G	Sulfuric Acid (75-100%)	U	U	-	E
Pyrogallol Acid	E	-	-	-	Sulfuric Acid (cold concentrated)	U	-	-	E
Resorcinol	L	G	-	-	Sulfuric Acid (hot concentrated)	U	U	-	U
Rosins	L	-	-	-	Sulfurous Acid	E	-	-	E
Salicylic Acid	G	E	-	-	Tallow	-	-	-	E
Salt Brine (NaCl saturated)	E	E	-	E	Tannic Acid	E	L	-	E
Sea Water	E	E	-	E	Tanning Liquors	E	-	-	E
Silicone	E	E	-	E	Tartaric Acid	E	-	E	E
Silver Bromide	-	-	-	-	Tetrachloroethane	L	-	-	U
Silver Nitrate	-	-	-	E	Tetrachloroethylene	U	U	-	U
Soap Solutions	E	E	-	E	Tetrahydrofuran	U	U	L	U
Soda Ash (see Sodium Carbonate)	E	E	-	E	Tin Salts	E	-	-	-
Sodium Acetate	G	E	E	E	Toluene (Toluol)	U	U	-	U
Sodium Aluminate	-	-	-	E	Trichloroacetic Acid	G	U	-	-
Sodium Benzoate	G	E	-	-	Trichloroethane	L	U	-	U
Sodium Bicarbonate	E	E	E	E	Trichloroethylene	U	-	U	U
Sodium Bisulfate	E	E	-	E	Trichloropropane	-	-	-	U
Sodium Bisulfite	E	E	-	E	Tricresylphosphate	U	-	-	E
Sodium Borate (Borax)	E	E	-	E	Triethylamine	G	-	-	G
Sodium Bromide	G	-	E	E	Trisodium Phosphate	E	-	-	E
Sodium Carbonate	E	E	-	E	Turpentine	U	U	E	U
Sodium Chlorate	E	E	E	E	Urea	U	U	L	E
Sodium Chloride	E	E	E	E	Uric Acid	E	-	-	-
Sodium Chromate	-	E	-	E	Varnish	U	-	-	U
Sodium Cyanide	E	-	-	E	Vinegar	G	E	E	E
Sodium Ferrocyanide	E	-	E	E	Vinyl Acetate	U	-	-	-
Sodium Fluoride	E	-	-	E	Vinyl Chloride	U	-	-	-
Sodium Hydrosulfite	L	-	-	-	Water, Acid, Mine	G	G	-	-
Sodium Hydroxide (20%)	E	E	U	E	Water, Deionized	E	-	-	E
Sodium Hydroxide (50%)	E	U	U	E	Water, Distilled	E	E	-	E
Sodium Hydroxide (80%)	E	U	U	E	Water, Fresh	G	E	-	E
Sodium Hypochlorite (<20%)	E	L	L	E	Water, Salt	G	E	-	E
Sodium Hypochlorite (100%)	G	-	-	E	Whiskey & Wines	E	E	-	E
Sodium Metaphosphate	E	-	-	-	White Liquor (Pulp Mill)	E	-	-	E
Sodium Metasilicate	E	-	-	-	White Water (Paper Mill)	E	-	-	U
Sodium Nitrate	E	-	U	E	Xylene	U	U	E	G
Sodium Perborate	E	-	-	E	Zinc Chloride	G	E	E	E
Sodium Peroxide	G	E	-	-	Zinc Hydrosulfite	-	-	-	E
Sodium Polyphosphate	E	-	-	E	Zinc Sulfate	E	E	E	E
Sodium Silicate	E	-	-	E					
Sodium Sulfate	E	E	E	E					
Sodium Sulfide	E	U	U	E					
Sodium Sulfite	E	-	E	E					
Sodium Tetraborate	E	-	-	E					
Sodium Thiosulfate (hypo)	E	U	-	E					